

OFFICE OF THE
COLLECTOR & DISTRICT MAGISTRATE,
BOUDH



e-Despatch (For official use only)	
Government of Odisha	
WEB:	No <input type="checkbox"/> Yes <input checked="" type="checkbox"/>
CIVIL SUPPLIES SECTION Local	

email-cso.boudh06@gmail.com

No. 2479 //

Date 26/08/23

To

All Block Development Officers
Boudh, Harbhanga & Kantamal
The Executive Officer
Boudhgarh NAC, Boudh

Sub: Tri-Monthly FPS Dealer-wise allocation of food grains (**Rice**) for Priority Households (PHH) and AAY families under NFSA, (**Regular Allocation**) for the month of **October-November-December-2023**.

Ref: FS & CW Department Letter No. **13982, dt. 25/08/2023**.

Madam / Sir,

With reference to the subject cited above, the FPS wise allotment order of Rice under NFSA-2013 for the month of **October-November-December-2023** issued by FS & CW Department, Odisha, Bhubaneswar, is hereby re-allotted for necessary distribution. A stock of **Q.63668.21 (Fortified rice)** for the month of **October-November-December-2023** is to be distributed among the Priority Households (PHH) and Antodaya Anna Yojana (AAY) households under NFSA-2013 as per enclosed statement.

As per the provision of NFSA-2013 and as per decision of Government of Odisha, the PHH beneficiaries are entitled to get **5 (Five) Kilograms of rice** per person per month **free of Cost**. The AAY beneficiaries will continue to get **35 Kgs** of rice per household per month **free of cost**.

The allotted food grains shall be distributed to the PHH & AAY households against new ration cards issued under NFSA-2013 at the above prescribed rates.

1. The allotted PDS stocks should be released only to those Fair Price shops which have valid FPS license /renewal **for the Financial year 2023-24 (till 31st Mach 2024)**
2. Un-distributed quantities (closing balance) of foodgrains at Fair Price Shops of previous allotment months (s) i.e has been deducted from the current months' allocation centrally based on figures as in the e-PoS Fair Price Shops server (**as on 24.08.2023**) and allotment has been generated in RCMS accordingly. All ACSOs/ISs/MIIs should be instructed to ensure timely data syncing of distribution data to the e-PoS server and use the "FPS Adjust Closing option" link given in the PFS portal in case of any erroneous receipt, by keeping proper records at the level of ACSOs/Additional CSOs in support of such addition /deduction in the stock account of FPSs, maintained in the system itself so that the actual physical balance in the FPSs is deducted centrally.
3. **In case of Intra-State & Inter-State portability transactions (ONORC), the foodgrain allocation of a 'Sale FPS unit' or 'a Sale Block/ULB unite' or a 'Sale District unit' is allowed to cross beyond their monthly allotment due in actual which is proportionately auto-adjustable from the monthly allotment of the corresponding "Home FPS Unit" or a "Home Block/ULB unit' or a "Home District unit' respectively from where the cards have been migrated and drawn ration.**
4. **Implementation online stock receipt feature in e-PoS :** In order to stop erroneous entries made in e POS during receipt of PDS stocks from RRC-cum-DSC online integration of SCMS despatches (through FPS Acceptance note) with FPS server has

been done. FPSAN generated in RRC-cum-DSCs are now pushed to FPS server at regular intervals. The pushed FPSANS are made available in e-PoS devices in near real time mode for the online devices. On clicking stock receive tab in ePoS dealer will see all available FPS acceptance notes despatched from RRC-cum-DSC to choose the specific FPSAN and then select item to receive. **This is mandatory functionality which should be implemented by all the FPS dealers.**

5. In view of smooth Buffer Stock Management of foodgrains, the following slabs have been decided to be configured in SCMS and FPSA software application which shall be implemented by OSCSC Ltd.

Sl. No.	Flat Release /Buffer stock approval Authority	% of release in flat/buffer
1	State Authority (flat release to FPS) centrally after deduction of e-PoS Server balance (for PHH Rice & AAY rice)	100%
2	SCMS – Release to FPS through PI Login	75%
3	FPS server and SCMS server will run daily scheduler to record the daily distribution by a Home FPS (Home FPS means FPS issuing to its own tagged cards) and issuing FPS (issuing FPS mean FPS issuing rationto won ards or other than home FPS cards) if the aggregate distribution of bothe own cards and ONORC cards reaches 80% of the 75% allotted foodgrains, the concerned FPS will be eligible for lifting of the remaining 25% or as actual displayed in the PI login of SCMS for issue.	25% or as acutal

6. Distribution of stocks at FPS points should be made only through e-PoS devices. Under no circumstances, manual mode of distribution should be allowed.
7. All Fair Price Shops shall carry out Aadhaar authenticated distribution of PDS commodities as was being done earlier. In case of use of IRIS, the IRIS device can be kept closer to eye lid (without touching it) for scanning of retina. However, Fair Price shop dealers shall be directed to prefer use of IRIS device over fingerprint scanner (fitted on e-PoS device) for Aadhar authenticated distribution.
8. Special cases including old and infirm, differently able, critically ill and leprosy patients, the earlier practice of bye pass shall be followed.
9. Post allotment card tagging/rationalization should be given effect to in RCMS immediately so that it gets reflected in next months' allotment/revised allotment (if any). In case of one-to-one merging of FPS allotments (total quantities of one FPS to be merged with another FPS), mail to be sent from official CSO mail ID to domains.pmutpds@gmail.com for giving effect in RCMS & SCMS for smooth lifting. In case of distribution, the e-PoS device should be retrieved from the outgoing FPS Dealer and distribution should be made after downloading the allotment through the same device, without changing the configuration. Once distribution is completed and data uploaded to FPS server, the device should be re-configured with any new FPS code.

The FPS-wise Sales Register has also been made available for download in the e-PoS devices to carry out distribution of food grain entitlement to beneficiaries. This should be downloaded in PoS device on or after 1st date of the allotment month and distribution should be made accordingly through PoS device.

Other instructions:

- I. Per Card entitlement of food grains will not be reduced below the prescribed allotment. Minimum 25% verification of sale will be conducted by the Inspector of Supplies/ACSO in charge of the Block/ULB every month.
- II. The distribution of food grains may be undertaken as per the dateline mentioned in the table below during which all the dealers will keep their shops open and keep sufficient stock for the Consumers.
- III. Undistributed allotment of food grains will be considered as Opening Balance while finalising the allotment for next allotment month (s).
- IV. Certificate of GPLAC or WLAC will be obtained on proper distribution of food grains every month and submitted to the BDO/Sub Collector/ ADM under counter signature of Inspector of Supplies/ACSO as per Annexure-1 of DSS Guidelines.

DATELINE FOR SUPPLY CHAIN OPERATION

Sl. No.	Activities	Dateline
1	Lifting and delivery of allotted quantity of Rice to FPSs through Level-II Transport Contractors	Immediate to Complete by 10th October- 2023
2	Distribution of foodgrains by Fair Price Shops through e-PoS Device	From 1st September to 17th October 2023 at one go
3	Buffer Stock Management	Dynamic as explained at Point No. 5 above
4	Sales data upload from e-PoS Device	From 1st September to 17th October 2023 at one go on a daily basis in e-PoS and complete data syncing (distribution data) to FPS server by 25th October-2023.

Encl. – **As above.**

Yours faithfully,


**Civil Supplies Officer,
Boudh**

Memo No. 2480 // **Dated,** 26/08/23 //

Copy submitted to the Collector, Boudh / Sub-Collector, Boudh for information and necessary action.


Copy to the DIPRO, Boudh for information and necessary action. He is requested to make wide publicity in the matter for awareness of the general public.

Copy to the DIO, NIC, Boudh for information and necessary action. He is requested to host FPS dealer wise allotment in the district Web Portal.


**Civil Supplies Officer,
Boudh**


ALLOTTMENT ORDER OF RICE UNDER NFSA FOR THE ALLOTMENT MONTH OF OCTOBER-NOVEMBER-DECEMBER-2023 (FREE OF COST)

Name of the Block	Priority House Hold (@ kg of rice per person) (in qtlis)										AAY Households (@ kg of Rice per family (in Qtlis)										Total no. of Cards (PHH+AAAY)		Net Allotment (PHH+AAAY) (in Quintal)							
	Card	Member	Gross Allotment			(-) CB			Net Allotment			Card	Member	Gross Allotment			(-) CB			Net Allotment				Card	Member					
			Oct	Nov	Dec	4.87	3.29	3.29	4.87	392.33	393.91			393.91	827	2495	289.45	289.45	289.45	1.05	1.05	1.05				288.40	288.40	288.40	3257	10439
Boudhg arh NAC	2430	7944	397.20	397.20	397.20	4.87	3.29	3.29	392.33	393.91	393.91	827	2495	289.45	289.45	289.45	1.05	1.05	1.05	288.40	288.40	288.40	3257	10439	2045.35					
Boudh	28391	100555	5027.75	5027.75	5027.75	41.11	19.54	20.00	4986.64	5008.21	5007.75	5613	17866	1964.55	1964.55	1964.55	7.32	7.49	7.49	1938.06	1957.23	1957.06	34004	118421	20854.95					
Harabh anga	27230	92001	4600.05	4600.05	4600.05	38.87	16.72	18.77	4561.18	4583.33	4581.28	4963	14035	1737.05	1737.05	1737.05	4.66	6.41	6.41	1717.67	1732.39	1730.64	32193	106036	18906.49					
Kantam al	31786	109764	5488.20	5488.20	5488.20	41.59	35.22	35.24	5446.61	5452.98	5452.96	5258	16934	1840.30	1840.30	1840.30	2.45	2.69	2.69	1833.41	1837.85	1837.61	37044	126698	21861.42					
	89837	310264	15513.2	15513.2	15513.2	126.44	74.77	77.30	15386.76	15438.43	15435.90	16661	51330	5631.35	5631.35	5631.35	53.81	15.48	17.64	5777.54	5815.87	5813.71	106498	361594	63668.21					


Civil Supplies Officer
Boudh

ALLOTTMENT ORDER OF RICE UNDER NFSA FOR THE ALLOTMENT MONTH OF OCT-NOV-DEC-2023 (FREE OF COST)

		Name of the District : BOUDH										Name of the ULB : BOUDHGARH NAC																															
Sl. No.	Name of the FPS Dealer	Priority House Hold (@ kg of rice per person) (in qtls)										AAY Households (@ kg of Rice per family (in Qtls)										No. of Cards (PHH+AAY)		Net Allotment (PHH+AAY) (in Quintal)																			
		Card	Member	Gross Allotment			(-) CB (Jul-Sept)			Net Allotment			Card	Member	Gross Allotment			(-) CB (Jul-Sept)			Net Allotment																						
		Card	Member	Oct	Nov	Dec	Oct	Nov	Dec	Oct	Nov	Dec	Oct	Nov	Dec	Oct	Nov	Dec	Oct	Nov	Dec	Card	Member	Oct	Nov	Dec	Oct	Nov	Dec	Oct	Nov	Dec	Card	Member	Oct	Nov	Dec	Oct	Nov	Dec			
1	0604C012-SECRETARY GECC STORE	467	1406	70.30	70.30	70.30	0.06	0.42	0.42	70.24	69.88	69.88	70.24	69.88	69.88	78.05	78.05	78.05	0.00	0.00	0.00	78.05	223	676	78.05	78.05	78.05	0.00	0.00	0.00	78.05	78.05	78.05	0.00	0.00	0.00	78.05	690	2082	78.05	78.05	78.05	444.15
2	0604P008-NIROD PRASAD SAHOO	491	1680	84.00	84.00	84.00	0.55	0.55	0.55	83.45	83.45	83.45	83.45	83.45	83.45	47.60	47.60	47.60	0.00	0.00	0.00	47.60	136	396	47.60	47.60	47.60	0.00	0.00	0.00	47.60	47.60	47.60	0.00	0.00	0.00	47.60	627	2076	47.60	47.60	47.60	393.15
3	0604P014-SATYABAN PRADHAN	481	1546	77.30	77.30	77.30	2.47	0.69	0.69	74.83	76.61	76.61	74.83	76.61	76.61	58.80	58.80	58.80	0.00	0.00	0.00	58.80	168	505	58.80	58.80	58.80	0.00	0.00	0.00	58.80	58.80	58.80	0.00	0.00	0.00	58.80	649	2051	58.80	58.80	58.80	404.45
4	0604P015-ANIL KUMAR BEHERA	300	1022	51.10	51.10	51.10	0.99	0.98	0.98	50.11	50.12	50.12	50.11	50.12	50.12	31.50	31.50	31.50	0.00	0.00	0.00	31.50	90	237	31.50	31.50	31.50	0.00	0.00	0.00	31.50	31.50	31.50	0.00	0.00	0.00	31.50	390	1259	31.50	31.50	31.50	244.85
5	0604P016-SHISHIR KUMAR PAL	691	2290	114.50	114.50	114.50	0.80	0.65	0.65	113.70	113.85	113.85	113.70	113.85	113.85	73.50	73.50	73.50	1.05	1.05	1.05	72.45	210	681	73.50	73.50	73.50	1.05	1.05	1.05	72.45	72.45	72.45	1.05	1.05	1.05	72.45	901	2971	72.45	72.45	72.45	558.75
	TOTAL	2430	7944	397.20	397.20	397.20	4.87	3.29	3.29	392.33	393.91	393.91	392.33	393.91	393.91	289.45	289.45	289.45	1.05	1.05	1.05	288.40	827	2495	289.45	289.45	289.45	1.05	1.05	1.05	288.40	288.40	288.40	1.05	1.05	1.05	288.40	3257	10439	288.40	288.40	288.40	2045.35


Civil Supplies Officer
Boudh

ALLOTMENT ORDER OF RICE UNDER NFSA FOR THE ALLOTMENT MONTH OF OCT-NOV-DEC-2023 (FREE OF COST)

Sl. No.	Name of the FPS Dealer	Name of the District : BOUDH										Name of the Block : BOUDH															
		Priority House Hold (@ kg of rice per person) (in qtls)					AAY Households (@ kg of Rice per family (in Qtlis)					Total no. of Cards (PHH+AAY)															
		Card	Member	Gross Allotment			(-) CB (Jul-Sept)			Net Allotment			Card	Member	Gross Allotment			(-) CB (Jul-Sept)			Net Allotment						
		Oct	Nov	Dec	Oct	Nov	Dec	Oct	Nov	Dec	Oct	Nov	Dec	Oct	Nov	Dec	Oct	Nov	Dec	Oct	Nov	Dec	Oct	Nov	Dec		
1	PEO SAGADA G.P.	1363	4987	249.35	249.35	249.35	0.40	0.40	248.95	248.95	248.95	0.40	0.40	248.95	248.95	248.95	0.40	0.40	0.00	0.00	0.00	96.60	96.60	96.60	1639	5884	1036.65
2	PEO ANILPALI G.P.	1103	3797	189.85	189.85	189.85	0.05	0.15	189.80	189.70	189.70	0.15	0.15	189.80	189.70	189.70	0.35	0.35	0.00	0.00	0.00	68.25	68.25	68.25	1298	4322	773.60
3	PEO MUNDIPADAR	1347	4858	242.9	242.9	242.9	1.44	1.65	241.46	241.25	241.19	1.71	1.71	241.46	241.19	241.19	0.70	0.35	0.35	0.35	0.35	95.20	95.55	95.55	1621	5760	1010.20
4	PEO ROXA G.P.	1101	3908	195.4	195.4	195.4	0.29	0.75	195.11	194.65	194.49	0.91	0.91	195.11	194.65	194.49	0.35	0.00	0.00	0.00	0.00	77.70	78.05	78.05	1324	4546	818.05
5	PEO BAGHIAPADA	1478	4950	247.5	247.5	247.5	0.82	0.44	246.68	247.06	246.81	0.69	0.69	246.68	247.06	246.81	1.63	0.00	0.12	0.12	0.12	100.22	101.85	101.85	1769	5860	1044.35
6	PEO BADHIGAON	1326	4283	214.15	214.15	214.15	2.68	1.81	211.47	212.34	212.34	1.81	1.81	211.47	212.34	212.34	1.40	0.35	0.35	0.35	0.35	101.50	102.55	102.55	1620	5141	942.75
7	PEO PADMANPUR	1188	3976	198.8	198.8	198.8	0.50	0.50	198.30	198.30	198.30	0.50	0.50	198.30	198.30	198.30	0.58	0.06	0.06	0.06	0.06	72.22	72.74	72.74	1396	4627	812.60
8	PEO LAXMIPRASAD	1046	4013	200.65	200.65	200.65	0.42	0.39	200.23	200.26	200.26	0.39	0.39	200.23	200.26	200.26	1.05	0.70	0.35	0.35	0.35	73.85	74.20	74.55	1260	4630	823.35
9	PEO TALASARADA	1439	5405	270.25	270.25	270.25	3.87	3.39	266.38	266.86	266.86	3.39	3.39	266.38	266.86	266.86	2.10	0.00	0.00	0.00	0.00	103.95	106.05	106.05	1742	6546	1116.15
10	PEO BAHIRA	1370	4998	249.9	249.9	249.9	10.92	0.14	238.98	249.76	249.76	0.14	0.14	238.98	249.76	249.76	5.60	5.25	5.25	5.25	5.25	81.20	81.55	81.55	1618	5807	982.80
11	PEO KHUNTBANDH	1197	4352	217.6	217.6	217.6	0.71	0.47	216.89	217.13	217.13	0.47	0.47	216.89	217.13	217.13	0.00	0.00	0.00	0.00	0.00	80.15	80.15	80.15	1426	5104	891.60
12	PEO AMBAJHARI G.P.	1238	4258	212.9	212.9	212.9	3.36	2.82	209.54	210.08	210.08	2.82	2.82	209.54	210.08	210.08	2.45	0.35	0.35	0.35	0.35	72.80	74.90	74.90	1453	4876	852.30
13	PEO GOCHHAPADA	1143	4138	206.9	206.9	206.9	1.38	1.49	205.52	205.41	205.42	1.49	1.49	205.52	205.41	205.42	1.05	0.00	0.00	0.00	0.00	87.50	88.55	88.55	1396	4941	880.95
14	PEO MURSUNDHI	1332	4925	246.25	246.25	246.25	1.05	0.00	245.20	246.25	246.25	0.00	0.00	245.20	246.25	246.25	0.35	0.00	0.00	0.00	0.00	106.05	106.40	106.40	1636	5862	1056.55
15	PEO GUNDULIA G.P.	1352	4627	231.35	231.35	231.35	0.20	0.00	231.15	231.35	231.35	0.00	0.00	231.15	231.35	231.35	0.35	0.00	0.00	0.00	0.00	91.70	92.05	92.05	1615	5516	969.65
16	PEO BAUNSUNI G.P.	1145	3975	198.75	198.75	198.75	0.35	0.35	198.40	198.40	198.40	0.35	0.35	198.40	198.40	198.40	0.00	0.00	0.00	0.00	0.00	88.20	88.20	88.20	1397	4806	859.45

Sl. No.	Name of the FPS Dealer	Priority House Hold (@ kg of rice per person) (in qtls)										AAY Households (@ kg of Rice per family (in Qtlis)										Total no. of Cards (PHH+AAY)		Net Allotment (PHH+AAY) (in Quintal)			
		Card	Member	Gross Allotment			(-) CB (Jul-Sept)			Net Allotment			Card	Member	Gross Allotment			(-) CB (Jul-Sept)			Net Allotment				Card	Member	
				Oct	Nov	Dec	Oct	Nov	Dec	Oct	Nov	Dec			Oct	Nov	Dec	Oct	Nov	Dec	Oct	Nov	Dec				
17	PEO BRAHMANPALI	1184	4226	211.3	211.3	211.3	0.75	0.30	0.30	210.55	211.00	211.00	211.00	248	900	86.80	86.80	86.80	0.35	0.00	0.00	86.45	86.80	86.80	1432	5126	892.60
18	PEO MANUPALI G.P.	1294	4591	229.55	229.55	229.55	3.26	0.17	0.17	226.29	229.38	229.38	229.38	219	717	76.65	76.65	76.65	2.10	0.00	0.00	74.55	76.65	76.65	1513	5308	912.90
19	PEO TELIBANDHA	1365	4759	237.95	237.95	237.95	4.40	2.30	2.30	233.55	235.65	235.65	235.65	257	872	89.95	89.95	89.95	0.00	0.00	0.00	89.95	89.95	89.95	1622	5631	974.70
20	PEO TIKRAPADA	1187	4217	210.85	210.85	210.85	0.35	0.50	0.50	210.50	210.35	210.35	210.35	260	796	91.00	91.00	91.00	4.20	0.00	0.00	86.80	91.00	91.00	1447	5013	900.00
21	PEO MUNDAPADA	1199	4117	205.85	205.85	205.85	0.61	0.02	0.02	205.24	205.83	205.83	205.83	256	813	89.60	89.60	89.60	0.00	0.00	0.00	89.60	89.60	89.60	1455	4930	885.70
22	PEO KASURBANDH	1125	4121	206.05	206.05	206.05	1.50	1.50	1.50	204.55	204.55	204.55	204.55	171	484	59.85	59.85	59.85	0.18	0.26	0.26	59.67	59.59	59.59	1296	4605	792.50
23	PEO KHALLIAPALI	869	3074	153.7	153.7	153.7	1.80	0.00	0.00	151.90	153.70	153.70	153.70	160	506	56.00	56.00	56.00	1.70	0.00	0.05	54.30	56.00	55.95	1029	3680	625.55
	TOTAL	28391	100555	5027.75	5027.75	5027.75	41.11	19.54	20.00	4986.64	5008.21	5007.75	5007.75	5613	17866	1964.55	1964.55	1964.55	26.49	7.32	7.49	1938.06	1957.23	1957.06	34004	118421	20854.95


Civil Supplies Officer
Boudh

ALLOTTMENT ORDER OF RICE UNDER NFSA FOR THE ALLOTMENT MONTH OF OCT-NOV-DEC-2023 (FREE OF COST)

Sl. No.	Name of the FPS Dealer	Name of the District : BOUDH										Name of the Block : HARABHANGA														
		Priority House Hold (@ kg of rice per person) (in qtlis)					AAY Households (@ kg of Rice per family (in Qtlis)					Total no. of Cards (PHH+AAY)					Net Allotment (PHH+AAY) (in Quintal)									
		Card	Member	Gross Allotment			(-) CB (Jul-Sept)			Net Allotment			Card	Member	Gross Allotment			(-) CB (Jul-Sept)			Net Allotment					
		Oct	Nov	Dec				Oct	Nov	Dec						Oct	Nov	Dec	Oct	Nov	Dec	Card	Member	Oct	Nov	Dec
1	PEO HARBHANGA	1572	5251	262.55	262.55	262.55	1.50	0.40	0.35	261.05	262.15	262.20	296	804	103.60	103.60	103.60	0.00	0.00	0.00	103.60	103.60	103.60	1868	6055	1096.20
2	PEO SARSARA	1588	5264	263.20	263.20	263.20	3.60	1.35	1.35	259.60	261.85	261.85	276	824	96.60	96.60	96.60	0.00	0.00	0.00	96.60	96.60	96.60	1864	6088	1073.10
3	PEO TILESWAR	1541	5076	253.80	253.80	253.80	0.20	0.05	0.05	253.60	253.75	253.75	285	831	99.75	99.75	99.75	0.35	0.00	0.00	99.40	99.75	99.75	1826	5907	1060.00
4	PEO TALAGAON	1147	3512	175.60	175.60	175.60	2.33	1.01	1.01	173.27	174.59	174.59	227	658	79.45	79.45	79.45	0.00	0.00	0.00	79.45	79.45	79.45	1374	4170	760.80
5	PEO BANIBHUSNPUR	971	3237	161.85	161.85	161.85	9.65	0.00	1.75	152.20	161.85	160.10	207	585	72.45	72.45	72.45	5.60	0.35	2.45	66.85	72.10	70.00	1178	3822	683.10
6	PEO DHALPUR	1270	4242	212.10	212.10	212.10	2.10	2.10	2.10	210.00	210.00	210.00	228	707	79.80	79.80	79.80	0.35	0.35	0.35	79.45	79.45	79.45	1498	4949	868.35
7	PEO KUSANGA	1172	3666	183.30	183.30	183.30	4.19	4.18	4.18	179.11	179.12	179.12	226	670	79.10	79.10	79.10	0.70	0.70	0.70	78.40	78.40	78.40	1398	4336	772.55
8	PEO CHHATARANG	1192	4060	203.00	203.00	203.00	0.21	0.17	0.17	202.79	202.83	202.83	221	598	77.35	77.35	77.35	0.48	0.11	0.11	76.87	77.24	77.24	1413	4658	839.80
9	PEO PURUNAKATAK	1246	4076	203.80	203.80	203.80	0.35	0.35	0.35	203.45	203.45	203.45	260	651	91.00	91.00	91.00	0.00	0.00	0.00	91.00	91.00	91.00	1506	4727	883.35
10	PEO BANDHAPATHAR	1094	3825	191.25	191.25	191.25	0.51	0.42	0.42	190.74	190.83	190.83	202	647	70.70	70.70	70.70	0.35	0.00	0.00	70.35	70.70	70.70	1296	4472	784.15
11	PEO RAMGARH	1261	4323	216.15	216.15	216.15	2.71	2.65	2.65	213.44	213.50	213.50	223	579	78.05	78.05	78.05	0.35	0.00	0.00	77.70	78.05	78.05	1484	4902	874.24
12	PEO SAMPOCH	1494	5400	270.00	270.00	270.00	0.63	0.51	0.51	269.37	269.49	269.49	247	699	86.45	86.45	86.45	0.00	0.00	0.00	86.45	86.45	86.45	1741	6099	1067.70
13	PEO LUNIBAHAL	1244	4461	223.05	223.05	223.05	3.59	0.03	0.03	219.46	223.02	223.02	209	545	73.15	73.15	73.15	3.15	0.00	0.00	70.00	73.15	73.15	1453	5006	881.80
14	PEO SANKULEI	1175	3928	196.40	196.40	196.40	0.40	0.40	0.40	196.00	196.00	196.00	258	650	90.30	90.30	90.30	0.00	0.00	0.00	90.30	90.30	90.30	1433	4578	858.90
15	PEO ADENIGARH	1238	4210	210.50	210.50	210.50	2.45	1.10	1.10	208.05	209.40	209.40	266	741	93.10	93.10	93.10	0.35	0.35	0.35	92.75	92.75	92.75	1504	4951	905.10


Sl. No.	Name of the FPS Dealer	Priority House Hold (@ kg of rice per person) (in qttis)										AAY Households (@ kg of Rice per family (in Qttis)										Total no. of Cards (PHH+AAY)		Net Allotment (PHH+AAY) (in Quintal)		
		Card	Member	Gross Allotment			(-) CB (Jul-Sept)			Net Allotment			Card	Member	Gross Allotment			(-) CB (Jul-Sept)			Net Allotment					
				Oct	Nov	Dec	Oct	Nov	Dec	Oct	Nov	Dec			Oct	Nov	Dec	Oct	Nov	Dec	Oct	Nov	Dec			
16	PEO B. N PUR	1494	5139	256.95	256.95	256.95	1.15	0.00	0.15	255.80	256.95	256.80	294	815	102.90	102.90	102.90	0.70	0.70	0.35	102.20	102.20	102.55	1788	5954	1076.50
17	PEO BAMDANDA	1602	5540	277.00	277.00	277.00	0.20	0.05	0.05	276.80	276.95	276.95	285	825	99.75	99.75	99.75	0.35	0.35	0.35	99.40	99.40	99.40	1887	6365	1128.90
18	PEO MATHURA	1072	3681	184.05	184.05	184.05	1.75	0.90	1.10	182.30	182.95	182.95	176	446	61.60	61.60	61.60	4.55	1.40	1.40	57.05	60.20	60.20	1248	4127	725.85
19	PEO MAHALIKPADA	1056	3408	170.40	170.40	170.40	0.40	0.10	0.10	170.00	170.30	170.30	201	637	70.35	70.35	70.35	0.70	0.00	0.00	69.65	70.35	70.35	1257	4045	720.95
20	PEO KARANJAKATA	1064	3784	189.20	189.20	189.20	0.25	0.25	0.25	188.95	188.95	188.95	155	505	54.25	54.25	54.25	0.00	0.00	0.00	54.25	54.25	54.25	1219	4289	729.60
21	PEO PITAMPUR	798	2637	131.85	131.85	131.85	0.15	0.15	0.15	131.70	131.70	131.70	107	294	37.45	37.45	37.45	0.00	0.00	0.00	37.45	37.45	37.45	905	2931	507.45
22	PEO RADHANAGAR	939	3281	164.05	164.05	164.05	0.55	0.55	0.55	163.50	163.50	163.50	114	324	39.90	39.90	39.90	1.40	0.35	0.35	38.50	39.55	39.55	1053	3605	608.10
TOTAL		27230	92001	4600.05	4600.05	4600.05	38.87	16.72	18.77	4561.18	4583.33	4581.28	4963	14035	1737.05	1737.05	1737.05	19.38	4.66	6.41	1717.67	1732.39	1730.64	32193	106036	18906.49


Civil Supplies Officer
Boudh

ALLOTTMENT ORDER OF RICE UNDER NFSA FOR THE ALLOTMENT MONTH OF OCT-NOV-DEC-2023 (FREE OF COST)

Sl. No.		Name of the District : BOUDH										Name of the Block : KANTAMAL														
		Priority House Hold (@ kg of rice per person) (in qtlis)					AAY Households (@ kg of Rice per family (in Qtlis)					Total no. of Cards (PHH+AAY)														
		Name of the FPS Dealer	Card	Member	Gross Allotment			(-) CB (Jul-Sept)			Net Allotment			Card	Member											
Oct	Nov				Dec	Oct	Nov	Dec	Oct	Nov	Dec															
1	PEO AMBAGAON	1099	3856	192.80	192.80	192.80	0.95	0.500	0.50	191.85	192.30	192.30	166	499	58.10	58.10	58.10	0.00	0.00	0.00	58.10	58.10	58.10	1265	4355	750.75
2	PEO BARGOCHHA	1258	4436	221.80	221.80	221.80	0.78	0.660	0.66	221.02	221.14	221.14	190	615	66.50	66.50	66.50	0.00	0.00	0.35	66.50	66.50	66.15	1448	5051	862.45
3	PEO BILASAPUR	1588	5396	269.80	269.80	269.80	2.25	2.400	2.25	267.55	267.40	267.55	291	832	101.85	101.85	101.85	0.35	0.35	0.35	101.50	101.50	101.50	1859	6228	1107.00
4	PEO DAPALA	1341	4788	239.40	239.40	239.40	1.00	0.400	0.40	238.40	239.00	239.00	246	836	86.10	86.10	86.10	0.00	0.00	0.00	86.10	86.10	86.10	1587	5624	974.70
5	PEO GHANTAPADA	1711	6084	304.20	304.20	304.20	1.15	1.150	1.15	303.05	303.05	303.05	277	948	96.95	96.95	96.95	0.00	0.00	0.00	96.95	96.95	96.95	1988	7032	1200.00
6	PEO GHIKUNDI	837	2853	142.65	142.65	142.65	0.64	0.950	0.96	142.01	141.70	141.69	128	373	44.80	44.80	44.80	0.00	0.00	0.00	44.80	44.80	44.80	965	3226	559.80
7	PEO GUDVELIPADAR	1050	3530	176.50	176.50	176.50	0.45	0.450	0.45	176.05	176.05	176.05	196	634	68.60	68.60	68.60	0.00	0.00	0.00	68.60	68.60	68.60	1246	4164	733.95
8	PEO JOGINDRAPUR	1016	3616	180.80	180.80	180.80	0.62	0.590	0.59	180.18	180.21	180.21	159	476	55.65	55.65	55.65	0.05	0.00	0.00	55.60	55.65	55.65	1175	4092	707.50
9	PEO KHALIAPALI	759	2560	128.00	128.00	128.00	1.15	0.770	0.78	126.85	127.23	127.22	142	455	49.70	49.70	49.70	0.01	0.00	0.00	49.69	49.70	49.70	901	3015	530.39
10	PEO KHAMMUNDA	1099	3774	188.70	188.70	188.70	0.60	0.000	0.00	188.10	188.70	188.70	177	643	61.95	61.95	61.95	0.35	0.35	0.35	61.60	61.60	61.60	1276	4417	750.30
11	PEO KULTAJORE G.P	1592	5567	278.35	278.35	278.35	0.65	1.250	1.25	277.70	277.10	277.10	327	1046	114.45	114.45	114.45	0.00	0.00	0.00	114.45	114.45	114.45	1919	6613	1175.25
12	PEO LAMBSARI	1378	5275	263.75	263.75	263.75	1.87	2.360	2.37	261.88	261.39	261.38	243	999	85.05	85.05	85.05	0.00	0.00	0.00	85.05	85.05	85.05	1621	6274	1039.80
13	PEO MANMUNDA	1719	5852	292.60	292.60	292.60	4.85	4.850	4.85	287.75	287.75	287.75	345	998	120.75	120.75	120.75	4.20	1.05	1.05	116.55	119.70	119.70	2064	6850	1219.20
14	PEO RENGALI	1059	3586	179.30	179.30	179.30	0.50	0.350	0.35	178.80	178.95	178.95	166	522	58.10	58.10	58.10	1.05	0.00	0.00	57.05	58.10	58.10	1225	4108	709.95
15	PEO RUNDIMAHUL	854	2985	149.25	149.25	149.25	1.80	1.200	1.20	147.45	148.05	148.05	160	434	56.00	56.00	56.00	0.07	0.00	0.00	55.93	56.00	56.00	1014	3419	611.48

Sl. No.	Name of the FPS Dealer	Priority House Hold (@ kg of rice per person) (in qtls)										AAY Households (@ kg of Rice per family (in Qtls)										Total no. of Cards (PHH+AAY)		Net Allotment (PHH+AAY) (in Quintal)						
		Card	Member	Gross Allotment			(-) CB (Jul-Sept)			Net Allotment			Card	Member	Gross Allotment			(-) CB (Jul-Sept)			Net Allotment				Card	Member				
				Oct	Nov	Dec	Oct	Nov	Dec	Oct	Nov	Dec			Oct	Nov	Dec	Oct	Nov	Dec	Oct	Nov	Dec							
16	PEO SIMLIPADAR	1475	4837	241.85	241.85	241.85	1.00	1.000	1.00	240.85	240.85	240.85	240.85	240.85	240.85	240.85	1.00	0.00	0.00	85.75	85.75	85.75	85.75	85.75	85.75	85.75	85.75	1720	5648	979.80
17	PEO SUNDHIPADAR	1510	5170	258.50	258.50	258.50	4.10	3.050	3.05	254.40	255.45	255.45	255.45	255.45	255.45	255.45	0.00	0.00	0.00	74.90	74.90	74.90	74.90	74.90	74.90	74.90	74.90	1724	5925	990.00
18	PEO UIMA	934	3290	164.50	164.50	164.50	1.42	1.350	1.43	163.08	163.15	163.07	163.07	163.07	163.07	163.07	0.46	0.35	0.24	42.70	42.70	42.70	42.70	42.70	42.70	42.70	42.70	1056	3676	616.35
19	PEO KANTAMAL	1402	4380	219.00	219.00	219.00	3.85	2.650	2.65	215.15	216.35	216.35	216.35	216.35	216.35	216.35	0.00	0.00	0.00	89.60	89.60	89.60	89.60	89.60	89.60	89.60	89.60	1658	5183	916.65
20	PEO PALSAGORA	1867	6324	316.20	316.20	316.20	4.83	2.870	2.80	311.37	313.33	313.40	313.40	313.40	313.40	313.40	0.35	0.35	0.35	89.60	89.60	89.60	89.60	89.60	89.60	89.60	89.60	2123	7134	1205.85
21	PEO KHUNTIGORA	954	3302	165.10	165.10	165.10	1.51	0.930	0.86	163.59	164.17	164.24	164.24	164.24	164.24	164.24	0.00	0.00	0.00	77.70	77.70	77.70	77.70	77.70	77.70	77.70	77.70	1176	4004	725.10
22	PEO BARGAON	2135	7406	370.30	370.30	370.30	2.22	2.190	2.19	368.08	368.11	368.11	368.11	368.11	368.11	368.11	0.00	0.00	0.00	92.75	92.75	92.75	92.75	92.75	92.75	92.75	92.75	2400	8282	1382.55
23	PEO NARAYANPRASA	1416	4888	244.40	244.40	244.40	3.05	2.950	3.15	241.35	241.45	241.25	241.25	241.25	241.25	241.25	0.00	0.00	0.00	64.75	64.75	64.75	64.75	64.75	64.75	64.75	64.75	1601	5469	918.30
24	PEO KHATAKHATIA	1753	6009	300.45	300.45	300.45	0.35	0.350	0.35	300.10	300.10	300.10	300.10	300.10	300.10	300.10	0.00	0.00	0.00	98.00	98.00	98.00	98.00	98.00	98.00	98.00	98.00	2033	6909	1194.30
TOTAL		31786	109764	5488.20	5488.20	5488.20	41.59	35.22	35.24	5446.61	5452.98	5452.96	5452.96	5452.96	5452.96	5452.96	6.89	2.45	2.69	1833.41	1837.85	1837.61	1837.61	1837.61	1837.61	1837.61	1837.61	37044	126698	21861.42


Civil Supplies Officer
Boudh